



Joint Action on integrating prevention, testing and linkage to care strategies across HIV, viral hepatitis, TB and STIs in Europe

WP5

**Integrating testing and linkage
to care of HIV, viral hepatitis,
TB and STIs**

Agenda

1. Welcome
2. Brief introduction of WP LP and Co-LP and WP partners
3. WP Objectives and deliverables
4. Specific tasks and pilots
 - Obj 5.1 integration of testing activities (ETW materials)
 - Obj 5.2 tools to increase testing and linkage to care in Health Care settings (IC guided testing)
 - Obj 5.3 home-testing and home-sampling
5. AOB

WP Partners

Lead Partner: CHIP/RegionH (Denmark)

Co-Lead Partner: PHE (UK)

WP partners (20):

CERTH (Greece), **KEELPNO** (Greece), **ICO** (Spain),
IDIBAPS (Spain), **NIJZ** (Slovenia), **UCD** (Ireland), **LILA**
Milano (Italy), **FVM** (Italy), **ARCIGAY** (Italy), **CRI**
(Italy), **NAC** (Poland), **CIPH** (Croatia), **HUHIV**
(Croatia), **ISKORAK** (Croatia), **VULSK** (Lithuania),
NVSPL (Lithuania), **VPLC** (Lithuania),
CHIDPVB (Romania), **SMU** (Slovakia)

WP Objectives

Overall Objective:

To increase the normalisation of testing and linkage to care for HIV, viral hepatitis, TB and STI's in EU member states by 2020

WP Objectives:

- 5.1 To facilitate the integration of testing activities targeting HIV, viral hepatitis, TB and STIs and optimise testing of key populations, including PWID, sex workers, MSM and migrants. (Led by CHIP)
- 5.2 To further develop and expand the use of tools to increase testing and linkage to care in health care settings (E.g. GPs) (Led by CHIP)
- 5.3 To support the expansion of home-sampling and home/self-testing programmes with focus on reaching at-risk populations, improve monitoring and ensure linkage to care of self-testers. (Led by PHE)

WP5 Deliverables

Deliverable #	Deliverable Title	Deadline	Lead beneficiary	Type	Dissemination level
D5.1	Innovative and integrated approaches for testing information package	M24	RegionH	Report	Public
D5.2	Toolkit to increase testing and linkage to care in health care settings	M30	RegionH	Report	Public
D5.3	HIV home sampling and home-testing and linkage to care toolkit	M34	DH-PHE	Report	Public

WP5 Milestones

Milestone #	Milestone title	Deadline	Lead beneficiary
MS19	Partner meeting to discuss ETW tools	M6	RegionH
MS20	ETW materials include where relevant, promotion of testing for STIs and sexual health promotion	M12	RegionH
MS21	Piloting integrated ETW tools	M24	RegionH
MS22	Review of IC tools for inclusion of Hepatitis/STIs and TB	M18	RegionH
MS23	Review of HIV home/self-sampling	M12	DH-PHE
MS24	Prepare regional workshop on home/self-testing	M18	DH-PHE
MS25	Pilot home/self-testing toolkit	M26	DH-PHE
MS45	Pilot IC guided testing tool	M28	RegionH



Obj 5.1 Tools for combined testing

Pilot integrated tools - HIV/STI testing and linkage to prevention activities in CBVCT for MSM

1. Slovakia SMU (2,5 Person months)
2. Greece KEELPNO (2,5 Person months)
3. Croatia ISKORAK (2,5 Person months)
4. Croatia HUHIV (2,5 Person months)
5. Slovenia (2,5 Person months)

Pilot integrated tools – TB/HIV testing in migrant population and linkage to prevention activities

1. Greece KEELPNO (2,5 Person months)
2. Greece CERTH (2,5 Person months)
3. Italy FVM (2,5 Person months)
4. Italy CRI (2,5 Person months)

Pilot integrated tools – HIV/Hepatitis testing among PWID/MSM and linkage to prevention activities

1. Lithuania VULSK (2,5 Person months)
2. Lithuania VPLC (2,5 Person months)
3. Greece KEELPNO (2,5 Person months)
4. Poland NAC (2,5 Person months)

Step 1 – Map organisational profiles

Share information on current activities:

- Key populations seen?
- Number of patients/clients seen per year?
- Type of tests conducted? # of tests per year?
- Staff profile? Who perform testing?
- Etc.

- List of questions will be shared by WP5 LP by email

Step 2 – Participate in ETW 2017

- What are your experiences with ETW?

Sign-up at www.testingweek.eu

17 - 24 November 2017

Home About Testing Week Why test Evidence Get Involved Success stories FAQs Media centre

Google Custom Search

Twitter Facebook

17-24 NOVEMBER EUROPEAN HIV-HEPATITIS TESTING WEEK 2017 TEST.TREAT.PREVENT. www.testingweek.eu

Lego 1 - European HIV Hepatitis Testing Week

Lego 2 - European HIV Testing Week

Lego 3 - ...

New range of toolkits and factsheets now available

COUNTING DOWN TO EUROPEAN HIV-HEPATITIS TESTING WEEK : NOVEMBER 17th - 24th

63 DAYS 2 HOURS 58 MINUTES 51 SECONDS

European HIV-Hepatitis Testing Week 2017

Now in its fifth year and the third time hepatitis testing has been included, European HIV-Hepatitis Testing Week will take place from 17-24 November 2017. Testing week 2016 spanned the length and breadth of the continent with partners participating from over 50 European countries. Check out the live feed to see the organisations that have already signed-up to implement testing week activities in their country.

[Click here to view the full list](#) of people who signed-up for testing week 2017.

SIGN-UP HERE

Subscribe to
newsletter,
follow at
FB and Twitter
#EuroTestingWeek

Step 3 – Review of current tools

In preparation for WP5 face2face meeting (M6)

Review of ETW and other tools for integration of testing (CHIP)

Toolkit 1 – Fundraising

Toolkit 2 – Testing week implementation handbook

Toolkit 3a – HIV dossier of evidence: a summary of the evidence to support free, confidential and voluntary HIV testing

Toolkit 3b – Hepatitis dossier of evidence: a summary of the evidence to support free, confidential and voluntary hepatitis testing

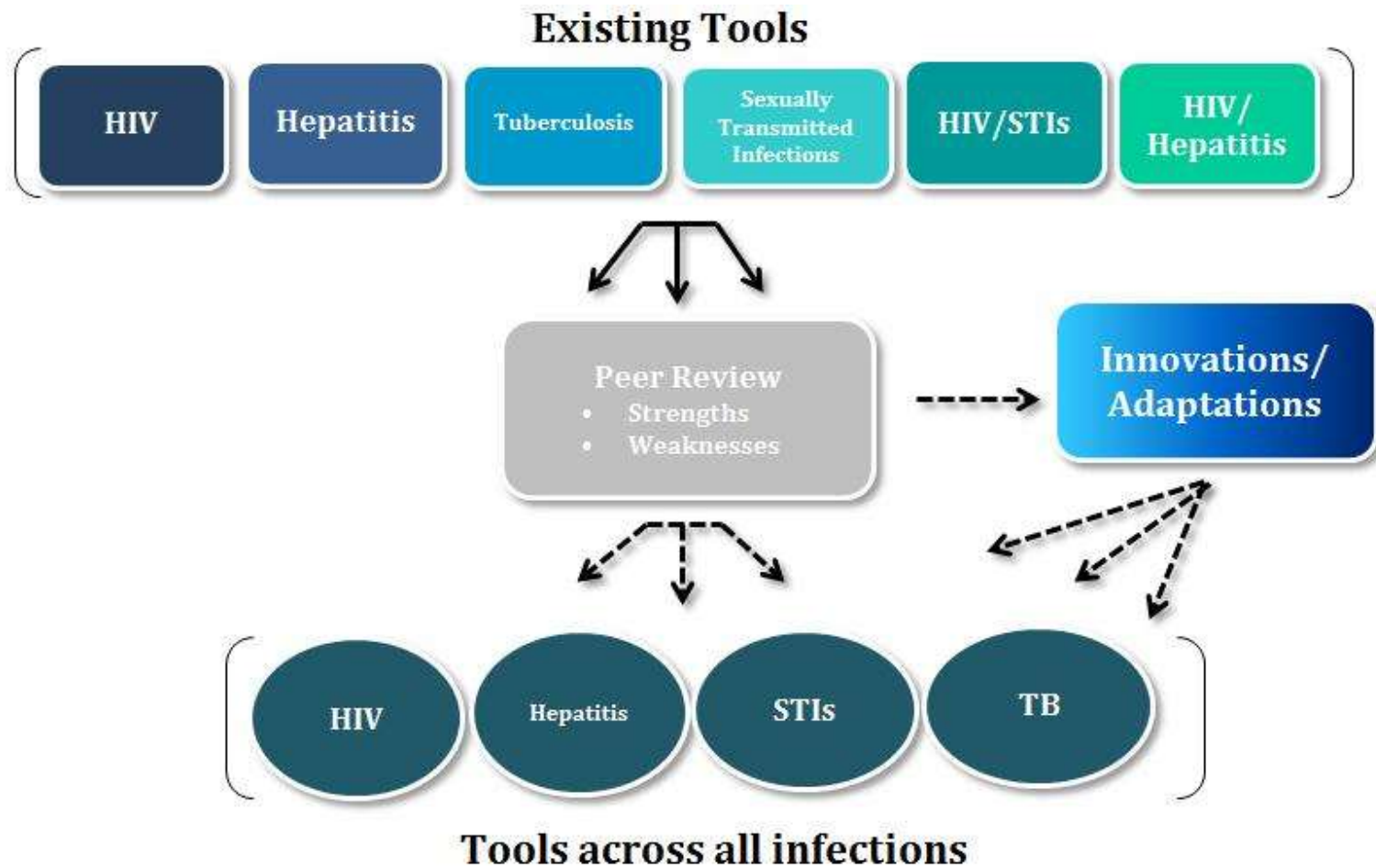
Toolkit 4 – Engaging with other partners

Toolkit 5 – Working with key opinion makers: HIV and hepatitis experts, people living with HIV and hepatitis and influential figures

Toolkit 6 – Guidance overview: a summary of resources to support regular HIV testing in healthcare settings

Toolkit 7 – Evaluation media coverage

Mapping and adapting tools



Step 4 – Face2face meeting

WP5 meeting tentative in Croatia (M6) Feb 2018

Participation of WP partners, experts and ETW working group:

- Discussion of how to adapt existing tools
 - How to introduce combined testing among key populations
 - How to improve linkage to care/or prevention services
- Planning: adaptation of tools and pilot testing of tools
 - Work plan and protocol
- Plan evaluation of the interventions
 - Discussion of indicators (w. WP6)

Step 6 – Revision and piloting of ETW tools

- Adaptation of ETW tools and materials to cover additional diseases and key populations.

Conducted by Working Group including CHIP, ETW working group and some INTEGRATE WP5 partners.

- Plan and conduct pilot test of adapted tools (year 2)
 - Introduce combined testing directed at key populations
 - Improve focus on linkage to care/or prevention services
 - Report on agreed indicators

Obj 5.2 Testing in health care settings

Pilot countries:

- CHIDPVB (Romania):
 - Testing (3 PM WP5)
 - Specialty guideline review (1 PM WP4)
- VULSK (Lithuania):
 - Testing (3 PM WP5)
 - Specialty guideline review (1 PM WP4)
- IDIBAPS (aff. HCB) (Spain) –
 - Testing (3 PM WP5)
 - No specialty guideline review since done in OptTEST.

Step 1 – Map organisational profiles

Share information on current activities:

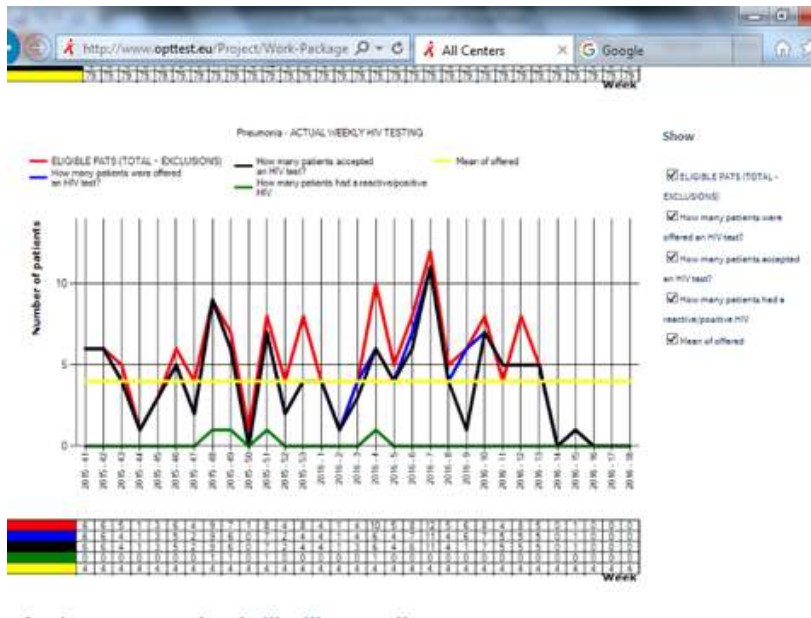
- Types of clinics and diseases? Collaborations?
- Number of patients seen per year?
- Type of tests conducted? # of tests per year?
- Who perform testing?
- Etc.

- List of questions will be shared by WP5 LP by email

Step 2 - implement HIV tools

Existing tools to implement IC-guided HIV testing in health care settings (OptTEST.eu):

- Baseline data collection (staff questionnaire – available in a English, Estonian, Russian, Polish, Spanish, Greek, Slovak and French)



- Online data tool to monitor testing
 - Slide set for Presentations (available in English, French, Estonian, Polish, Russian and Spanish)

Step 2 – Review and adapt tools

- Step by step guide to setting up testing in health care settings – adapted to hepatitis, STIs (CHIP)

PLANNING

There are different ways to offer an HIV test. HOW will the HIV test be offered to your patients?

Will your offer of an HIV test be presented to the patient as "Opt-out" or "Routine offer"?

- Opt-out: The patient is notified that the HIV test is always performed as part of routine investigations and he/she needs to inform the staff if he/she chooses not to test.
- Routine offer: The patient is offered an HIV test and he/she is required to agree to test.

HIV testing is voluntary - the patient should provide informed consent. Is verbal consent sufficient in your setting, or are there requirements to document a patient's consent? If so, where and by whom?

Now please answer the questions on the right

Offering an HIV test

Test offer:

Routine offer

Opt-out

Are you required to document consent?

Yes*

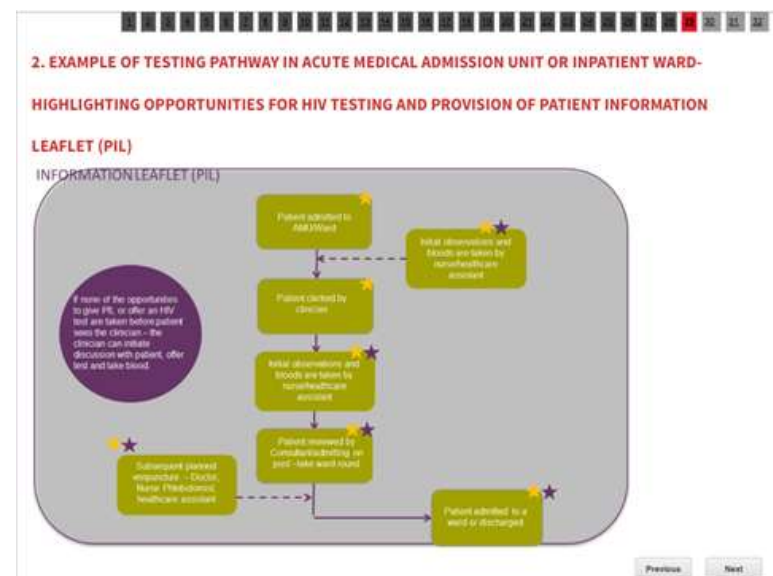
No

Don't know

*Where will consent be documented?

*By whom will consent be documented?

Previous Next



Step 3- Adaptation of tool

- Adapt tools to introduce testing for hepatitis, TB and STIs
 - Baseline data collection (questionnaires)
 - Interactive testing set-up/implementation tool
 - Weekly data collection forms
 - Online learning module
- Workgroup: experts and WP partners
- Translation of materials and tools (Romania, Lithuania)

Step 4 - Piloting of tool

- Piloting of the adapted and translated tools (Feb-Dec 2019) for new diseases:
 - Baseline data collection (questionnaires)
 - Interactive testing set-up/implementation tool
 - Weekly data collection forms
 - Online learning module

WP4 – Review of national specialty guidelines

- In parallel with the testing activities Lithuania and Romania will conduct a review of HIV testing recommendation in national specialty guidelines for disease areas relevant for HIV indicator conditions.
- Methodology and step-by-step guide is available
- Aim: write an article on the results
- Lobby specialties to amend guidelines and include recommendations for HIV testing

Obj 5.3 Home-testing/sampling and linkage to care

- Lead of work stream: PHE (UK)
- Pilot countries:
 - NVSPL (Lithuania) 2 PM for pilot.
 - ARCIGAY (Italy) 2 PM for piloting.
 - LILA Milano (Italy) 2 PM.
- Scientific input:
 - UCD (Ireland)

Step 1 – Review and situation report

PHE will conduct:

- Literature review of current situation for home-testing/sampling programmes across Europe.
- In collaboration with ECDC, a data synthesis of the Dublin Declaration (ECDC),
- Review of legal and regulatory barriers identified in OptTEST

(see database here: <http://legalbarriers.peoplewithhiveurope.org/en>)

Step 2 – Country survey

- Develop survey on home-testing/sampling activities and best practice in linkage to confirmatory testing and care
 - *Discussion of general topic areas for the country survey*
 - *Any volunteers to help design questions?*
- JA partners will answer survey
- Write up report on conclusions

Step 3 – Development of toolkit and piloting

- Based on literature review and survey develop two-part toolkit with practical guidance and examples of best practice (PHE)
- Pilot testing of toolkits (pilot countries)
 - Develop work plan and protocol
 - Set up home-testing/sampling programme
 - Evaluate implementation

AOB

Thank you

CHIP

*Centre of Excellence for
Health, Immunity and
Infections*

Contact:

Dorthe Raben, Anne Raahauge, Stine
Finne Jakobsen

integrate.rigshospitalet@regionh.dk

PHE

Public Health England

Contact:

Meaghan Kall

Meaghan.Kall@phe.gov.uk